




TREASURE CHEST

Quarterly/ Free
(Originally Aug 2009 issue)
Number 3

e-NEWSLETTER FOR PEOPLE INVOLVED IN CHILDREN'S MINISTRY.

Produced by Children's Ministry Network in W.A.

e: wa@cmn.org.au w: www.cmn.org.au/wahome




Have you been passing on the baton to the next generation?

FINDING THE GOSPEL IN OUR CULTURE

Have you seen a movie lately in which one character gives up his or her very life for the sake of someone else? Do you know a story of complete forgiveness for unforgivable sins? Those are fibres in the tapestry of the gospel. The one doing the forgiving or "saving" in your story might not be the perfect saviour, but the threads of salvation and forgiveness can lead your kids into discussions of what it feels like to be forgiven and what it means to experience salvation. How can we do this?

- **Look for the gospel everywhere.**

Movies, fairy tales, cartoons, stories, and songs can contain traces of biblical truth that you can use to introduce Bible themes and stories. (e.g. *In Toy Story2* video where Woody saves Wheezie from being sold at the yard sale)



- **Tell or show the story.** Let kids

feel the emotions of the characters, understand the events of the story, and experience the outcome of the actions. (e.g. *Show that portion of the Toy Story2* video - maybe just 2 mins.)

- **Extract the truth.** Use discussion and debriefing to help kids discover the core biblical truth in your story. (e.g. *Just as Woody left the top room and came down to the yard sale to save Wheezie, so also Jesus left Heaven and came down to this earth to save us.*)

- **Emphasize the Bible.** Jesus said, "The kingdom of heaven is like a mustard seed," not the other way around. The Bible's truth supersedes any fiction, and it's vital that kids understand the difference. Emphasize the verse or passage that your story reinforces. Ask God to use the story to bring kids to a heightened level of spiritual understanding.

- **Have kids look for God's truth in their lives.**

Kids can identify forgiveness, faith, and kindness. Encourage them to discover God's truth in their lives and share it with their families. The kingdom of God is here, and if we watch for it carefully, we can see God working in our lives and in the lives of others.

MAKING OUR MESSAGE STICK!

All of us are bombarded with information whether through TV, advertising boards, newspapers, radio and other forms of the media. Kids also have the added input from computer games, mp3 players, the internet and their schools.

How can we ensure that the small amounts of Christian teaching is taken in, seen to be relevant and worth responding to? Here are a few tips to help make our message stick when we are presenting a program.

1. What's your point? Be clear in your mind as to what the main points are that you are wanting to cover. Don't try and go from Genesis to Revelation in every program. Choose one or a few points and teach & reinforce them using a variety of different methods.
2. Don't just entertain, but make them think! Kids love to solve mysteries and riddles. Often when Jesus taught using parables he did it in such a way that people had to think. Ask questions, tell stories, perform dramas, solve mysteries and again, ask questions! That helps move the child from being a passive listener to an active, thinking and learning participant.
3. Keep it concrete! Younger children are concrete thinkers and often take things literally. Faith, hope, eternal life and other such concepts are quite abstract. Use visuals, stories and objects to introduce the concept and then move from the concrete to the abstract. Use wording like "just as ... so also" (linking statements).
4. Make their learning experience memorable! Events that have emotion tied to them quickly become entrenched in our long term memory banks. Create experiences where kids feel emotion. The story of Noah can have thunder, lightning, animal noises, semi-darkness, wind and other sound effects.
5. Make it relevant! We all need everyday examples of how Bible principles can apply to my life, at my age, in my environment, today! Children need to see that the Bible is relevant to everyday living and it's not just some historic, out of date book full of old people. Use stories that portray real-life events that children will relate to and which reinforces the Biblical principle being taught.

Dear God
When I'm
in deep water
help me to
keep my
mouth shut!
Amen



CHECK IT OUT

List of Resources and Ideas for kids ministry:

<https://cmn.org.au/ideas/>

Links to sites that have been found helpful for people involved in kids ministry:

<https://cmn.org.au/wahome/links/>

Training for kids ministry - Andy Gawn

<https://cmn.org.au/training/>




10 SECRETS to Staying Renewed

1. Get in the habit of feeding your spirit. Read, pray, listen, meditate, sing (*Draw your strength from God*)
2. Enjoy your family
3. Find friends who recharge and refresh you
4. Get a hobby (*Stress relievers are important*)
5. Exercise & eat well (*Get some blood flowing*)



6. Take regular breaks & don't feel guilty
7. Have people in your life hold you accountable
8. Be thankful for everything (*Count your blessings*)
9. Laugh a lot (*the joy of the Lord is your strength!*)
10. Always be learning from books, others, experiences

RESOURCES



Book
also printable worksheets
available for purchase.

Kidsreach

North Richmond, NSW 2754
M: 0414 859 020

Check out the website for heaps
of kids ministry resources

W: <http://www.kidsreach.org.au/>
E: david.kidsreach@gmail.com

OBJECT LESSON

A Valuable Wallet

Theme: The Bible is valuable

Point: The Bible is valuable because of what it contains.

Brief Outline: A man's wallet (or ladies purse) is compared to a Bible. The outside may look nice, but it's the contents that are valuable, important and precious.

Key Verse: I delight in your word and I will not neglect it. (Psalm 119:16)

... continues next column

A valuable Wallet ... cont.

Lesson: (Give a brief introductory story as to how you got this wallet or purse.)

Example – For my birthday I got a present from my family that is really valuable and special. (*Show the wallet*) Who would like something from my wallet? Yes, so does my wife and kids – often they want something from my wallet! Now, the reason this wallet is so valuable and precious is not because of what it cost. I think it originally cost about \$15. It's valuable because of what's on the inside. I have something else here (*hold up the Bible*) that is precious and valuable. It's also made of leather. It's my Bible. It cost around \$15 as well. It's also valuable because of what's on the inside.



1. (*Hold wallet and take out a \$50 note*) My wallet is valuable because it contains a \$50 note. Wow! But hang on; it's only plastic paper with inky printing all over it. So why does it make my wallet valuable? It's because the Government of our country says it's actually worth \$50 and we can use it for our own benefit.

(*Pick up Bible*) Inside this Bible is paper with inky printing all over it. The thing that makes it so valuable is that they are God's words for us to benefit from. And that's worth far more than \$50.

2. (*Hold Wallet and take out Drivers License.*) Another thing that is special about my wallet is that it contains my driver's license. This license is important because it tells me a bit about myself. It's got a very handsome (pretty) photo on it, it has my name, my date of birth, my address and it says that I'm capable of driving a vehicle. This is important because it talks about me, who I am and what I am able to do.

(*Hold Bible*) On the inside of this book it also talks about me. It doesn't actually have my name and address or my date of birth, but it tells me that I am special to God and that He knows all about me. It also says He has given me talents, gifts and abilities to use to help people and to make this world a better place.

3. (*Hold Wallet, take out your family photo & show it*) This wallet contains something else that's very precious. It's a picture of my family, the ones that I love. Good looking, hey?

(*Hold Bible*) Inside this book is a family picture – of God's family. It doesn't actually have a photo but it shows us about people who are part of God's family. It talks about Noah, Abraham, Sarah, Moses, Mary, David and lots of other people who are part of God's family because they had faith in him. Also, most importantly, it shows us God's son – Jesus. The exciting thing is that I have 2 families. My human family (*show photo*) and also I'm part of God's family. Wow!

My wallet is valuable, important and precious, not because of what it cost or because it has a lovely leather cover but because of what's on the inside. So also the Bible is valuable because it contains God's words. It's important because it talks about me and lets me know what God says about me. It's precious because it gives us a picture of God's family, who he loves. It's not the outside that's important but what's on the inside. That's what matters!

Prayer: Thank you God for the Bible. Teach me to value and appreciate it.

Resource book: **Everyday Object lessons**. 36 lessons.
(\$6.00) Available from **OAC Ministries** wa@oac.org.au